

Rolling Thunder

It's Safety Time!











When does complacency ...

... lead to stupidity?




Is changing a
light bulb
simple?





What does this mean?



Do we pass on bad safety habits?
Out of Necessity?



Or because it seems fun at the time?



Or does it
come by
instinct?



It's time for a change!



Safety

4

The Right Reasons







Take

2

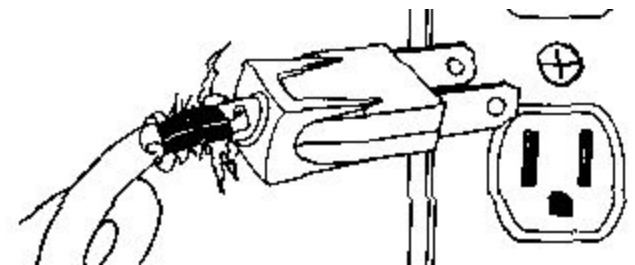
For Safety





The Rules

1. Report every injury immediately, however slight, to your Teacher or to a Robotics Mentor.
2. Report unsafe conditions and practices to your Teacher or Robotics Mentor. Tell him/her immediately about any defects in machinery, tools, safety guards, floors, lighting, electrical power cords, etc...



The Rules

3. Running in the shop is strictly forbidden.
Walk...do not run!
4. Horseplay, including practical joking, is strictly forbidden.



The Rules

5. Safety glasses or other eye/facial protection must be worn at all times in any active work room.



The Rules

6. Keep your back straight when lifting. Learn the safe way to lift. Use arm and leg muscles. If you think the load is too heavy or awkward get help.



The Rules

7. Give machine/power equipment your undivided attention. Do not talk to, distract or startle others who are working.





The Rules



8. Wear hearing protection when required. Be aware of others while wearing hearing protection, as you may not hear them when they call to you.
9. Students working at or near moving machinery must wear snug-fitting clothing and roll sleeves up above the elbows. Hanging jewelry, watches, ties, etc... must be removed. Tie back long hair.

The Rules

10. Never operate a machine or perform any other operations until authorized to do so by your Teacher or Robotics Mentor.
11. Tampering with machines is prohibited.



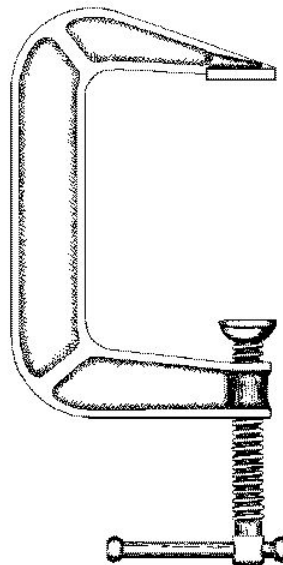
The Rules

12. Shut down your machine when leaving it. Do not leave unattended until it comes to a complete stop.
13. Watch for stored energy hazards and make sure that equipment is left in or returned to the down or released position before starting or stopping.
14. Never clean your machine or adjust the setup while it is running. Shut off the power and wait until all moving parts have stopped. Do not use your hands or body as a brake to stop machinery.



The Rules

15. Never use your hands to hold a part in any machine operation. Use a chuck, vice, clamp fixture, etc. Ask a Teacher or Robotics Mentor for help in clamping stock that is an unusual shape.



The Rules

16. Only ONE person is to operate any piece of machinery at any time, unless being assisted by someone.



Team 1511 Safety Goals

- Design in Safety
- Build Safely
- Compete Safely



